

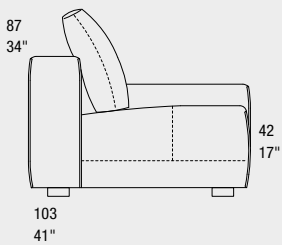
# PUZZLE

## STANDARD FEATURES

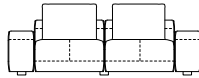
- Hard wood frame, seat suspensions in reinforced elastic webbing.
- Seat depth 57 cm - 22".
- Seat height 42 cm - 17".
- Armrest width 31 cm - 12".
- Armrest height 52 cm - 20".
- Seat cushions in polyurethane covered with wadding.
- Back cushions in feather with insert in polyurethane.
- Wood legs height 4 cm - 2".
- Folding bed not available..
- Stitching CUC 503B.

## CARATTERISTICHE STANDARD

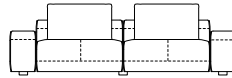
- *Struttura in legno e multistrato, molleggio seduta con cinghie elastiche.*
- *Profondità seduta 57 cm.*
- *Altezza seduta 42 cm.*
- *Larghezza braccio 31 cm.*
- *Altezza braccio 52 cm.*
- *Cuscini seduta in poliuretano rivestiti in falda.*
- *Cuscini schienale in piuma con inserto in poliuretano.*
- *Piedi in legno altezza 4 cm.*
- *Inserimento letto non possibile.*
- *Cucitura CUC 503B.*



**D2M**  
228 / 90"



**D3**  
268 / 106"

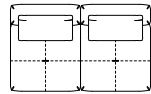


**Y** all items in group Y have the same seat width / tutti gli elementi del gruppo Y hanno lo stesso modulo di seduta

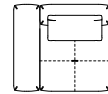
**E10**  
83 / 33"



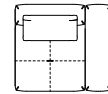
**E14**  
166 / 65"



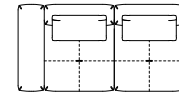
**S12**  
114 / 45"



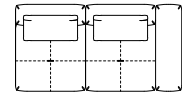
**D12**  
114 / 45"



**S02**  
197 / 78"



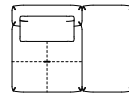
**D02**  
197 / 78"



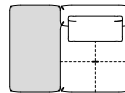
**SP016**  
143 / 56"



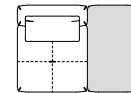
**DP016**  
143 / 56"



**ST016**  
143 / 56"

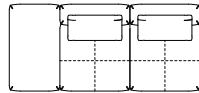


**DT016**  
143 / 56"

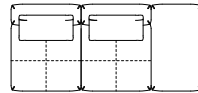


**RIGHT OR LEFT  
GLASS-CERAMIC/MARBLE TABLE**

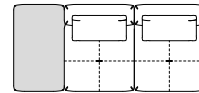
**SP018**  
226 / 89"



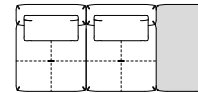
**DP018**  
226 / 89"



**ST018**  
226 / 89"

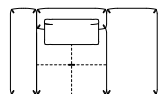


**DT018**  
226 / 89"

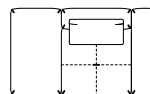


**RIGHT OR LEFT  
GLASS-CERAMIC/MARBLE TABLE**

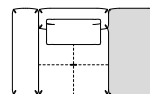
**SP102**  
174 / 69"



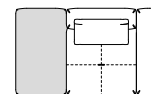
**DP102**  
174 / 69"



**ST102**  
174 / 69"

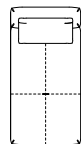


**DT102**  
174 / 69"

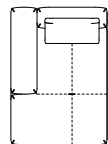


**RIGHT OR LEFT  
GLASS-CERAMIC/MARBLE TABLE**

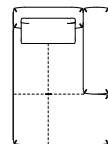
**CHLY**  
83 / 33"



**S30**  
114 / 45"



**D30**  
114 / 45"



DEPTH 163 / 64"

DEPTH 163 / 64"

## NOTES

- Dimensions: the first figure shows sizes in centimeters, the second in inches.
- Mixing above groups (Y - J) will create sectionals with different seat widths.
- Corner pieces S/D01, EV4, EV5 and EV7 are odd pieces and can be used with all above groups Y - J.
- Suggested pillows C0123, C0124 and C0125.
- Suggested coffee tables T190A, T191A, T192A, T193A and T158B.
- Please advice covers for A, B, Detail, Thread and Top.

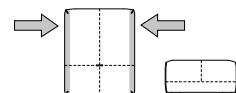
## NOTE

- *Dimensioni: la prima cifra indica i centimetri, la seconda cifra indica i pollici.*
- *Utilizzando elementi di famiglie diverse (Y - J) si avranno composizioni con sedute di larghezza diverse tra di loro.*
- *Gli elementi S01/D01, EV4, EV5 e EV7 possono essere utilizzati indifferentemente con i gruppi Y-J.*
- *Cuscini consigliati C0123, C0124 e C0125.*
- *Tavolini consigliati T190A, T191A, T192A, T193A and T158B.*
- *Si prega di specificare i rivestimenti A, B, Dettaglio, Filo e Top.*

## NOTES

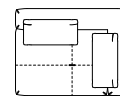
**Tables with back lacquered glass (black or white), ceramic or marble top.**

**EVY SECTIONAL CENTRAL AND FREESTANDING ELEMENT**  
83X103XH.42 / 33X41XH.17"



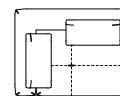
**S01**

134X103 / 53X41"



**D01**

RECTANGULAR CORNER  
134X103 / 53X41"

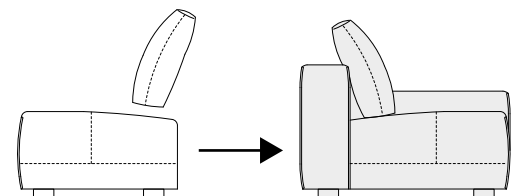
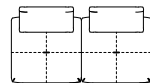


## ELEMENTS WITHOUT BACK FRAME

**EV010**  
83X78 / 33X31"

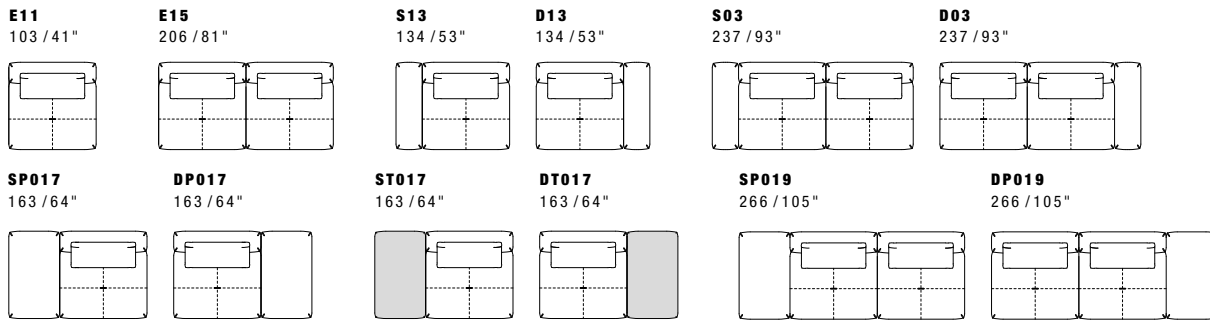


**EV014**  
166X78 / 65X31"

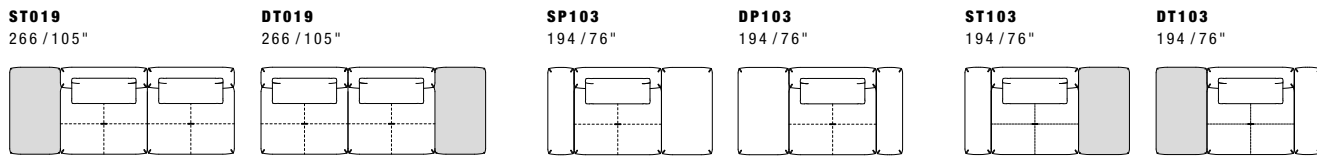


**J**

all items in group J have the same seat width / tutti gli elementi del gruppo J hanno lo stesso modulo di seduta

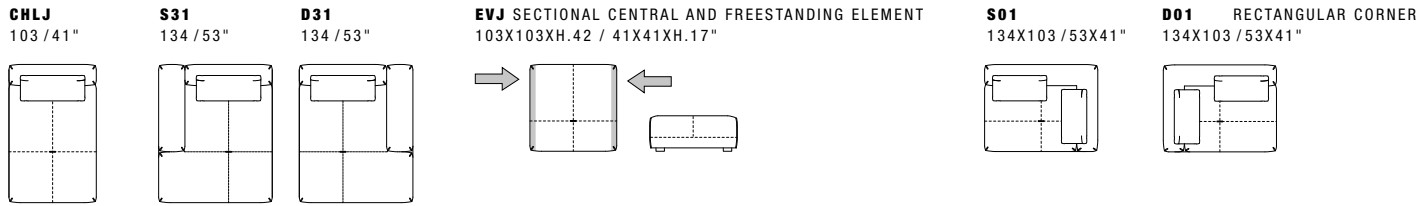


**RIGHT OR LEFT  
GLASS-CERAMIC/MARBLE TABLE**



**RIGHT OR LEFT  
GLASS-CERAMIC/MARBLE TABLE**

**RIGHT OR LEFT  
GLASS-CERAMIC/MARBLE TABLE**



**NOTES**  
Tables with back lacquered glass (black or white),  
ceramic or marble top.

**ELEMENTS WITHOUT BACK FRAME**

